

# The Littlest Princess and the Butterfly



## Supplemental Activities Packet

This packet contains classroom activity suggestions and worksheets to reinforce concepts from the Playbook® story and to go beyond the story into the content areas of Language Arts, Math, Science, Social Studies, Art, Health, etc., as well as Character Development.

Activities range in age appropriateness and skill level so that teachers can choose activities that best suit their particular students. An Answer Key is provided on the last page.

Name \_\_\_\_\_



# Vocabulary

Directions: Use the word bank below to complete the definition.

velvet    wizard    kingdom    angelfish    magical    flutter  
tease    alas    joyous    splendid    beauty    confidence

1. \_\_\_\_\_ a word used to express unhappiness, pity, or concern
2. \_\_\_\_\_ a person skilled in magic
3. \_\_\_\_\_ its ruler is a king or queen
4. \_\_\_\_\_ to make fun of
5. \_\_\_\_\_ excellent
6. \_\_\_\_\_ to move or cause the wings to move rapidly without flying or in short flights
7. \_\_\_\_\_ brightly colored fish that are very thin from side to side and live in warm seas
8. \_\_\_\_\_ a soft fabric
9. \_\_\_\_\_ feeling, causing, or showing delight
10. \_\_\_\_\_ charmed
11. \_\_\_\_\_ a feeling of certainty
12. \_\_\_\_\_ the qualities of a person or a thing that give pleasure to the senses

Name \_\_\_\_\_

# The Words Within

In the story, Princess Kristina becomes friends with a beautiful butterfly named Willow. The word "butterfly" has two words within it, "butter" and "fly," so it is a compound word. Also, a "double t" can be seen.



Directions: As best you can, fill in the blanks below with words that have two separate words within the one word, and have double letters. Put the whole word in the left column and the separated words in the right column. Then, circle the double letters you see in the words that you write.

\_\_\_\_\_ butterfly \_\_\_\_\_  
\_\_\_\_\_  
\_\_\_\_\_  
\_\_\_\_\_  
\_\_\_\_\_  
\_\_\_\_\_  
\_\_\_\_\_  
\_\_\_\_\_  
\_\_\_\_\_  
\_\_\_\_\_  
\_\_\_\_\_  
\_\_\_\_\_  
\_\_\_\_\_  
\_\_\_\_\_  
\_\_\_\_\_  
\_\_\_\_\_  
\_\_\_\_\_  
\_\_\_\_\_  
\_\_\_\_\_  
\_\_\_\_\_

\_\_\_\_\_ butter and fly \_\_\_\_\_  
\_\_\_\_\_  
\_\_\_\_\_  
\_\_\_\_\_  
\_\_\_\_\_  
\_\_\_\_\_  
\_\_\_\_\_  
\_\_\_\_\_  
\_\_\_\_\_  
\_\_\_\_\_  
\_\_\_\_\_  
\_\_\_\_\_  
\_\_\_\_\_  
\_\_\_\_\_  
\_\_\_\_\_  
\_\_\_\_\_  
\_\_\_\_\_  
\_\_\_\_\_  
\_\_\_\_\_  
\_\_\_\_\_

To download and print extra copies of this page, visit [www.playbooks.com/supplements](http://www.playbooks.com/supplements).

Name \_\_\_\_\_



# It's Math-ical

**Part A:** Directions: Fill in the blanks below with the correct answer to make the equation true.

1.  $2 + \underline{\quad} = 6$

5.  $34 + \underline{\quad} = 87$

9.  $27 + \underline{\quad} = 75$

2.  $\underline{\quad} + 1 = 79$

6.  $76 + \underline{\quad} = 99$

10.  $35 + \underline{\quad} = 63$

3.  $\underline{\quad} + 7 = 56$

7.  $81 + \underline{\quad} = 92$

11.  $58 + \underline{\quad} = 64$

4.  $83 + \underline{\quad} = 85$

8.  $38 + \underline{\quad} = 93$

12.  $\underline{\quad} + 66 = 91$

**Part B:** Probability means the chance that something in particular is going to happen out of all the possible things that could happen.

Directions: Answer the following word problems about probability. Write your answer as a fraction in lowest terms.

1. A child had to be chosen from the Kingdom. There were 11 boys and 11 girls in total in the Kingdom. The Queen wrote their names on separate pieces of paper, and then took out one of the papers without looking. What was the probability that she selected a boy?
2. Flash had a bag with 30 marbles: 12 blue, 7 red, 5 white and the rest were gray.
  - a. He took a marble. What was the probability that it was a blue marble?
  - b. If he put the marble back in the bag and took another one, what was the probability he took a red one?
  - c. Flash took a gray marble and didn't put it back. What is was the probability that Flash took another gray marble immediately after that?

Name \_\_\_\_\_

# Best Friends

Directions: In the box below, draw a picture of you and your best friend. Then, below the box, write a short paragraph describing your best friend and what he or she is like.



---

---

---

---

---

---

---



---

To download and print extra copies of this page, visit [www.playbooks.com/supplements](http://www.playbooks.com/supplements).

Name \_\_\_\_\_

# Let's Fly Some

Directions: Help Princess Kristina and Willow find their way back to the royal castle.




To download and print extra copies of this page, visit [www.playbooks.com/supplements](http://www.playbooks.com/supplements).

Name \_\_\_\_\_

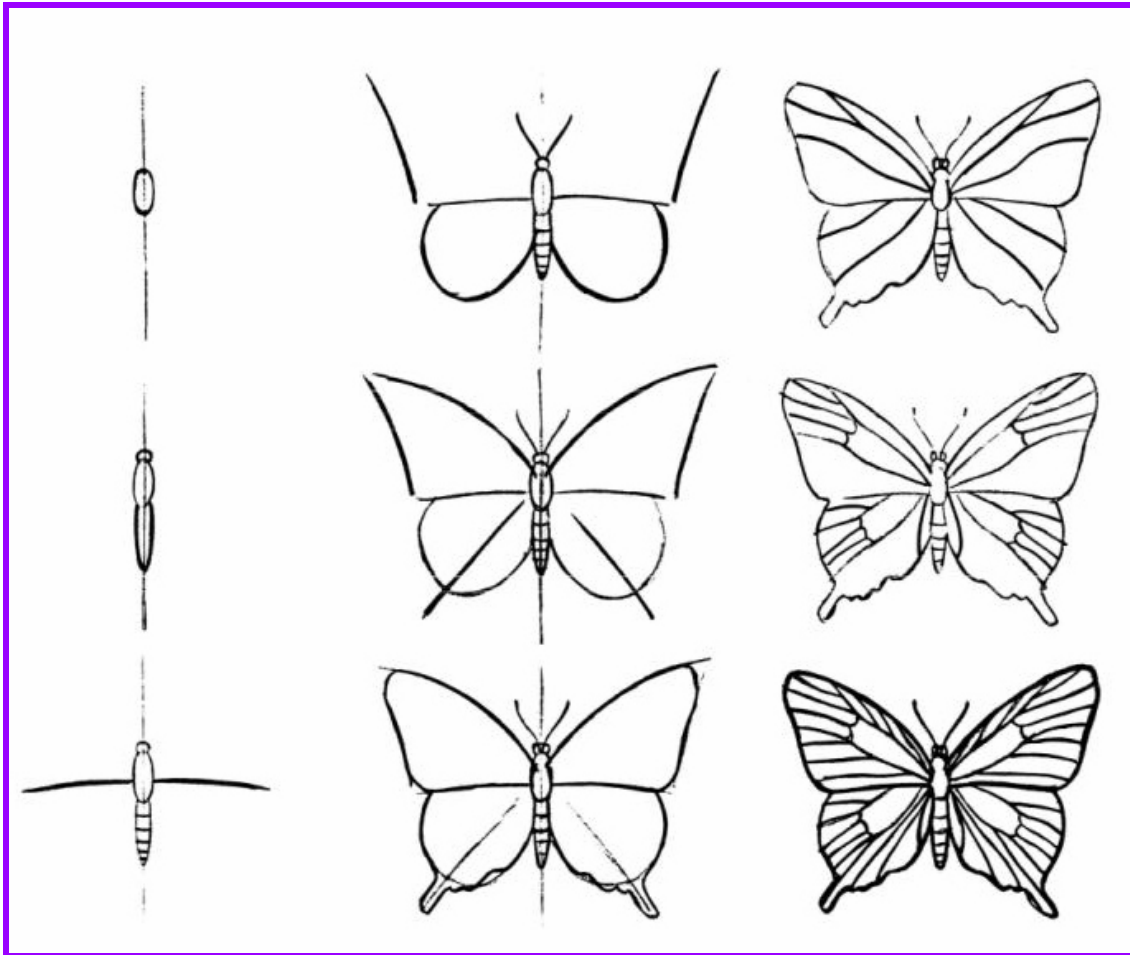
# Beautiful Butterfly



Directions: It's time to draw your own beautiful butterfly!



1. Draw your picture on a separate sheet of paper.
2. Use the pictures below to help draw your butterfly.
3. Color your butterfly to make it unique and your very own.



# The Right Words to Say



Sometimes, people can say very hurtful things and it does not make us feel good at all. Princess Kristina and Willow were both called names and teased because they were different.

Directions: Listed below are four quotes from the story. After each quote, describe how you would feel if someone teased you like this. Then, write how you would handle the situation.

1. "Hey, look! It's shorty with a crown!"

---

---

---

2. "Everything in Butterfly Branches is pretty and colorful, but Willow is not."  
"Yes, I know what you mean. He's ugly!"  
"He is oh-so ugly!"  
"Willow is such a terrible brown color!"  
"Yes. He is all crusty looking. He doesn't look like a butterfly."  
"I agree. Willow should have stayed a caterpillar!"

---

---

---

3. "We will not play with you!"

---

---

---



# Discussion Prompt

## For Teacher Use Only

### Princess Kristina's Fantasy Place in Present Time

Let's get the students' imaginations going! Have a class discussion about fantasy places they wish to visit.

#### Exercise 1:

Split the students up into small groups of four or five. Have them discuss places that they have visited. After everyone in the group has talked, the group picks a student within the group who has visited the place they all liked best. Come back as a class. Have each group's representative share with the class the place he or she has visited.

#### Exercise 2:

Split the students up again in the same groups and have each group come up with their own fantasy place. They can get as creative as they can be. When creating this fantasy place, they need to consider the following:

- location
- environment
- who lives there
- animals
- activities to do there
- what there is to eat
- name of place
- types of transportation
- types of buildings



After the groups have created their fantasy place, have each group physically draw it on a piece of paper. Then, have each group share their special place with the class.

# Answer Key

## For Teacher Use Only

### Vocabulary

- |             |                |
|-------------|----------------|
| 1. alas     | 7. angelfish   |
| 2. wizard   | 8. velvet      |
| 3. kingdom  | 9. joyous      |
| 4. tease    | 10. magical    |
| 5. splendid | 11. confidence |
| 6. flutter  | 12. beauty     |

### The Words Within Example Answers

- |              |               |
|--------------|---------------|
| 1. shortcut  | 6. befall     |
| 2. pancake   | 7. blackout   |
| 3. belittle  | 8. fellowship |
| 4. highlight | 9. bloodhound |
| 5. offend    | 10. halfway   |

### It's Math-ical

#### PART A

- |       |       |        |
|-------|-------|--------|
| 1. 4  | 5. 53 | 9. 48  |
| 2. 78 | 6. 23 | 10. 28 |
| 3. 49 | 7. 11 | 11. 6  |
| 4. 2  | 8. 55 | 12. 25 |

#### PART B

- |                   |                    |
|-------------------|--------------------|
| 1. $\frac{1}{2}$  | 2b. $\frac{7}{30}$ |
| 2a. $\frac{2}{5}$ | 2c. $\frac{5}{29}$ |



Let's Fly Home

